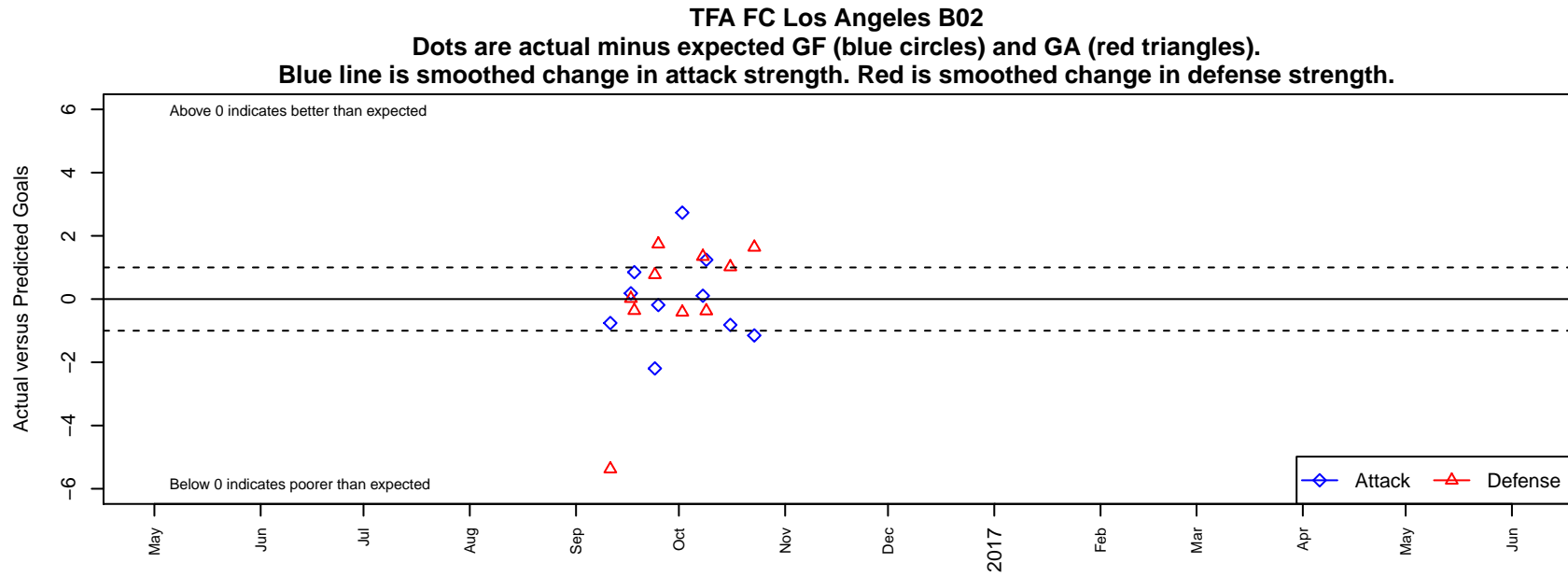


TFA FC Los Angeles B02

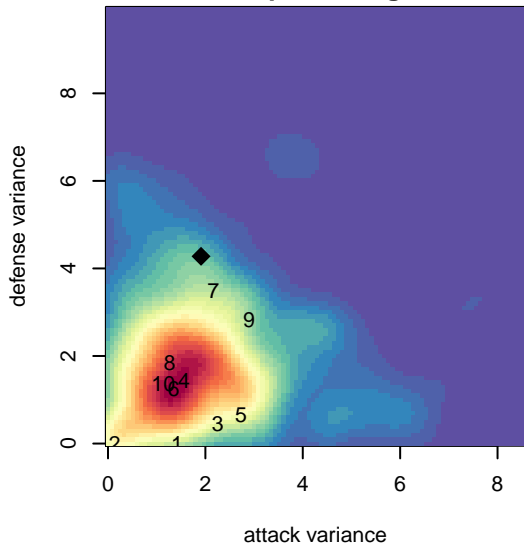
Los Angeles, CAS
B02 total strength=1378
attack=8.59 defense=6.4
fall league = SCDL FI1 U15

alt names used:
TFA-FCLA B-02

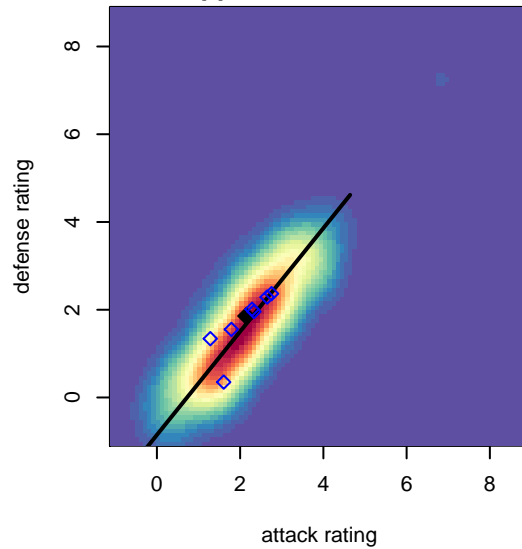
Venues played:
2016 SCDL FI1 U15



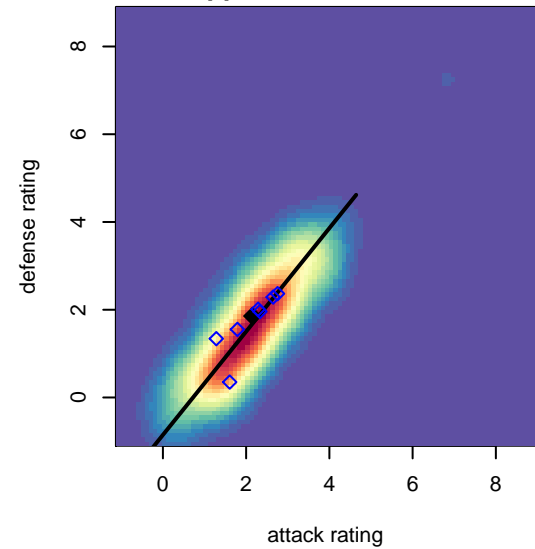
**attack and defense variance (black dot)
relative to other teams
and top 10 in region**



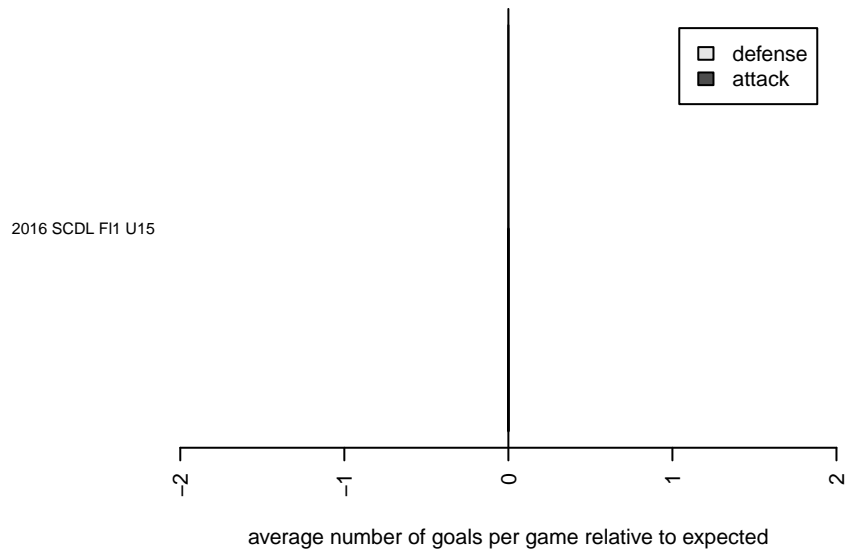
**attack and defense rating
relative to others at age
and all opponents in last 13 months**



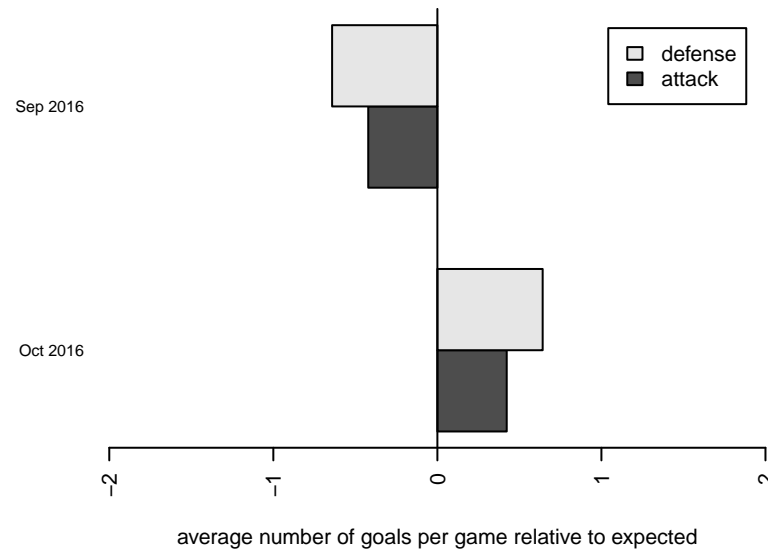
**attack and defense rating
relative to others at age
and all opponents in last 13 months**



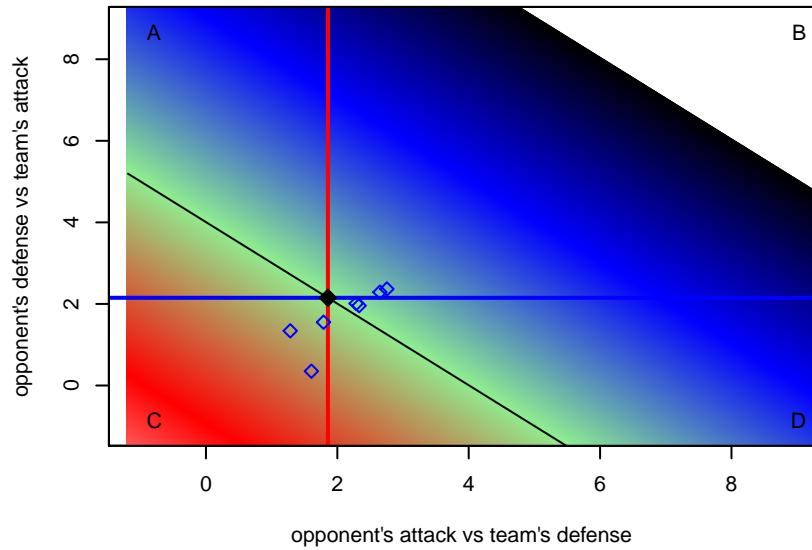
Performance relative to 13 month average



Performance relative to 13 month average



Distribution of opponents
 Red = Lose zone, Blue = Win zone, Green = Even
 Black line separates win/lose zones



lot. A=Neither has attack advantage, B=Opponent has both attack and defense advantage, C=Opponent has both attack and defense disadvantage, D=Both have

date	home		away		venue	pred.home	pred.away
2016-10-23	TFA FC Los Angeles B02	0	Freedom FC Green B02	0	2016 SCDL FI1 U15	1.15	1.64
2016-10-16	TFA FC Los Angeles B02	1	Pateadores Riverside Blue B02	0	2016 SCDL FI1 U15	1.82	1.02
2016-10-09	TFA FC Los Angeles B02	2	CZ Elite B02	3	2016 SCDL FI1 U15	0.76	2.62
2016-10-08	TFA FC Los Angeles B02	1	Freedom FC Blue B02	1	2016 SCDL FI1 U15	0.89	2.35
2016-10-02	Pacific Coast SC Blue B02	1	TFA FC Los Angeles B02	5	2016 SCDL FI1 U15	0.58	2.27
2016-09-25	TFA FC Los Angeles B02	1	Pateadores Riverside B02	0	2016 SCDL FI1 U15	1.19	1.74
2016-09-24	CZ Elite Cherif B02	0	TFA FC Los Angeles B02	4	2016 SCDL FI1 U15	0.77	6.19
2016-09-18	Freedom FC Green B02	2	TFA FC Los Angeles B02	2	2016 SCDL FI1 U15	1.64	1.15
2016-09-17	Pateadores Riverside Blue B02	1	TFA FC Los Angeles B02	2	2016 SCDL FI1 U15	1.02	1.82
2016-09-11	CZ Elite B02	8	TFA FC Los Angeles B02	0	2016 SCDL FI1 U15	2.62	0.76